

## Post-Audit Survey Results – General Aviation

### Survey Description

Following CAA audits participants are given the opportunity to provide feedback in the form of post audit surveys.

Each survey targets three areas of CAA safety audits:

- a) Fairness and reasonableness;
- b) Efficiency; and
- c) Effectiveness (with special regard to their effectiveness at identifying and targeting the particular risks facing the subject of each audit).

This document presents the results of the post audit surveys undertaken in the aviation security sector. The time period for the data ranges from the beginning of 2015 to the end of 2017.

### Response Data

**Please indicate which certificate(s) you hold from those listed below:**

Answer Choices	Responses	
Part 135 air operations	51.72%	15
Part 137 agricultural operations	37.93%	11
Part 115 adventure aviation operations	20.69%	6
Part 141 training operations	10.34%	3
Part 145 aircraft maintenance operations	17.24%	5
Part 149 recreation organisation	3.45%	1
I perform non-certificated aircraft maintenance operations	0.00%	0
Other (please specify)	0.00%	0
	<b>Answered</b>	<b>29</b>
	<b>Skipped</b>	<b>0</b>

**What is your role(s) in the organisation?**

Answer Choices	Responses	
CEO	58.62%	17
Chief pilot	24.14%	7
QA manager	24.14%	7
Other senior person	20.69%	6
Pilot	20.69%	6
Maintenance engineer	0.00%	0
Other (please specify)	0.00%	0
	<b>Answered</b>	<b>29</b>
	<b>Skipped</b>	<b>0</b>

**Which aircraft type(s) do you operate/work with?**

Answer Choices	Responses	
Fixed wing	27.59%	8
Helicopter	51.72%	15
Mixed fleet	10.34%	3
Other (balloon, glider, parachutes etc.)	10.34%	3
	<b>Answered</b>	<b>29</b>
	<b>Skipped</b>	<b>0</b>

**What is the size of the fleet you operate? (exclude parachutes/tandem-rigs please)**

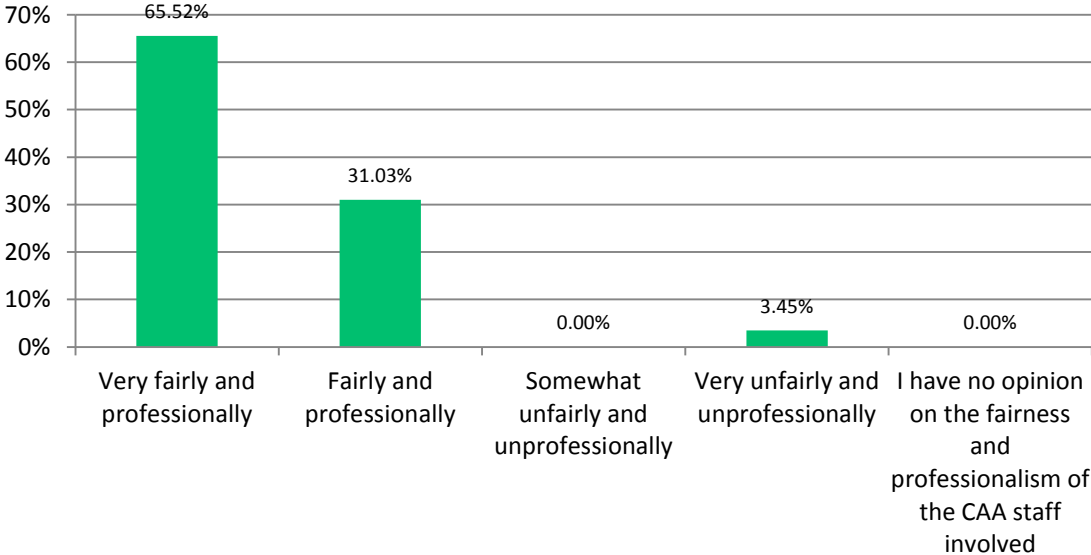
Answer Choices	Responses	
1-2 aircraft	37.93%	11
3-7 aircraft	34.48%	10
8-12 aircraft	6.90%	2
13+ aircraft	10.34%	3
N/A (no aircraft)	10.34%	3
	<b>Answered</b>	<b>29</b>
	<b>Skipped</b>	<b>0</b>

**What operation type(s) do you mainly perform? (select multiple types if necessary)**

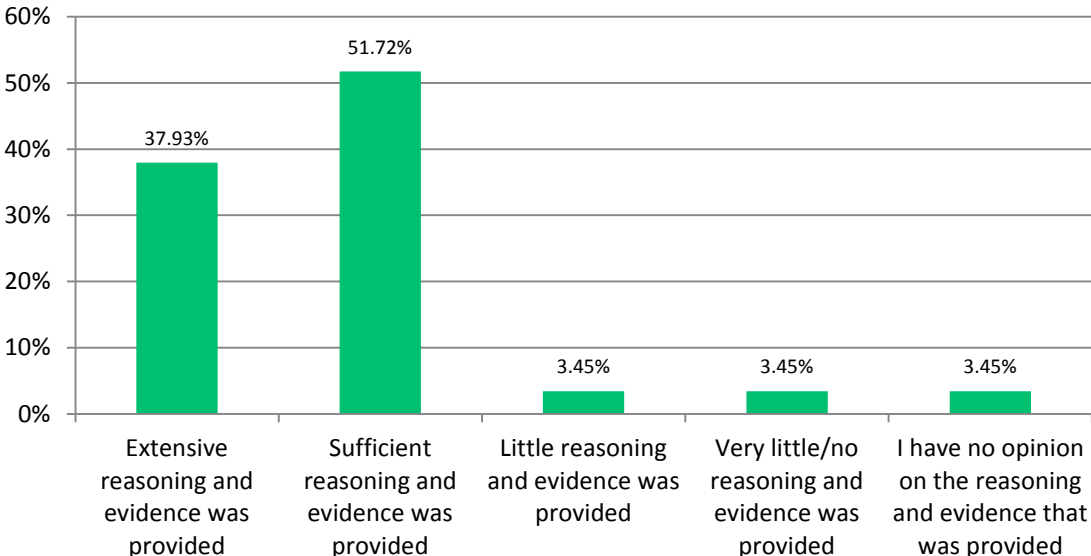
Answer Choices	Responses	
Passenger transport	37.93%	11
A to A scenic flying	31.03%	9
Training	20.69%	6
Agricultural work	37.93%	11
Other commercial work (photography, lifting, etc.)	34.48%	10
Part 115 adventure aviation	20.69%	6
Aircraft maintenance and repair	17.24%	5
	<b>Answered</b>	<b>29</b>
	<b>Skipped</b>	<b>0</b>

### Survey Results – Fairness and Reasonableness

Thinking back to your last CAA audit, to what extent do you think you and your staff were treated fairly and professionally over the course of the audit?

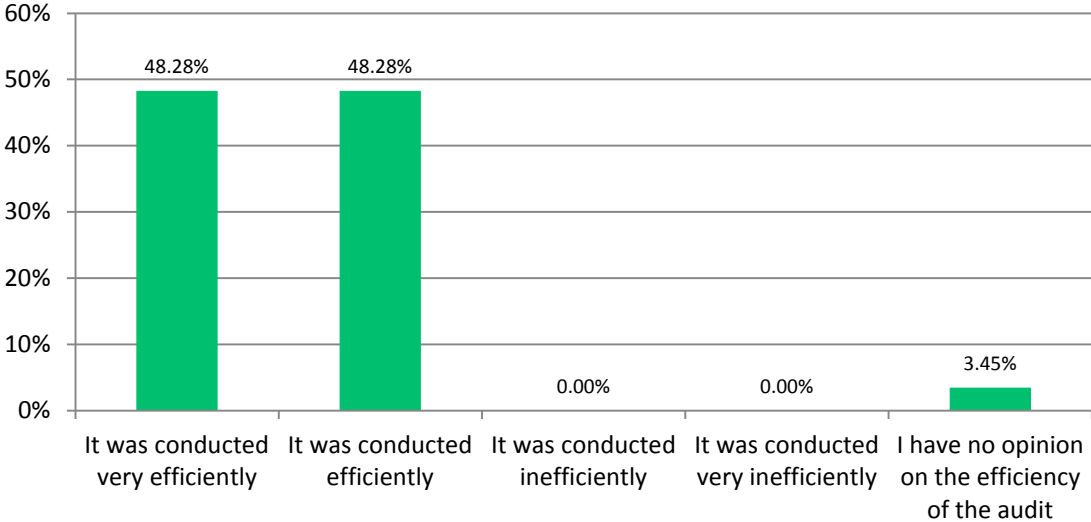


To what extent did the CAA staff provide you with clear reasoning and relevant evidence for the conclusions they reached at the end of the audit?

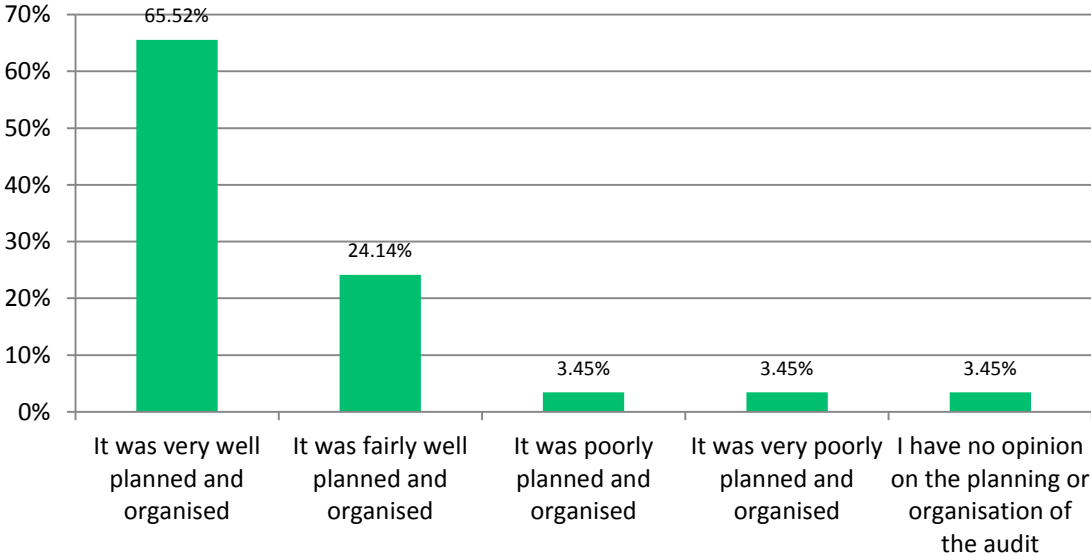


### Survey Results – Efficiency

Thinking back to your last audit, to what extent do you think the CAA staff operated efficiently during the audit, with regard to the time the audit took and the material that was covered?

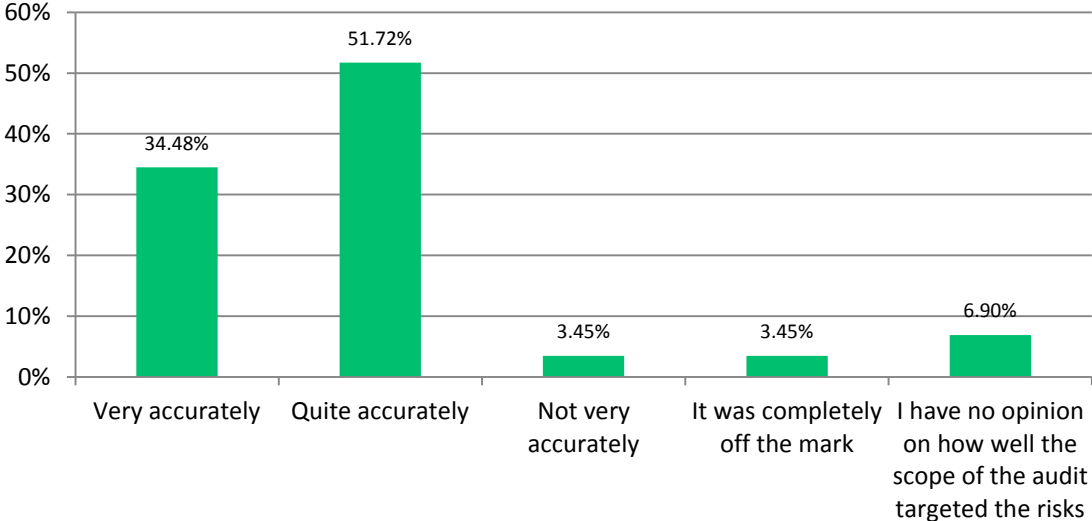


To what extent do you think the audit had been well planned and organised by the CAA staff involved?

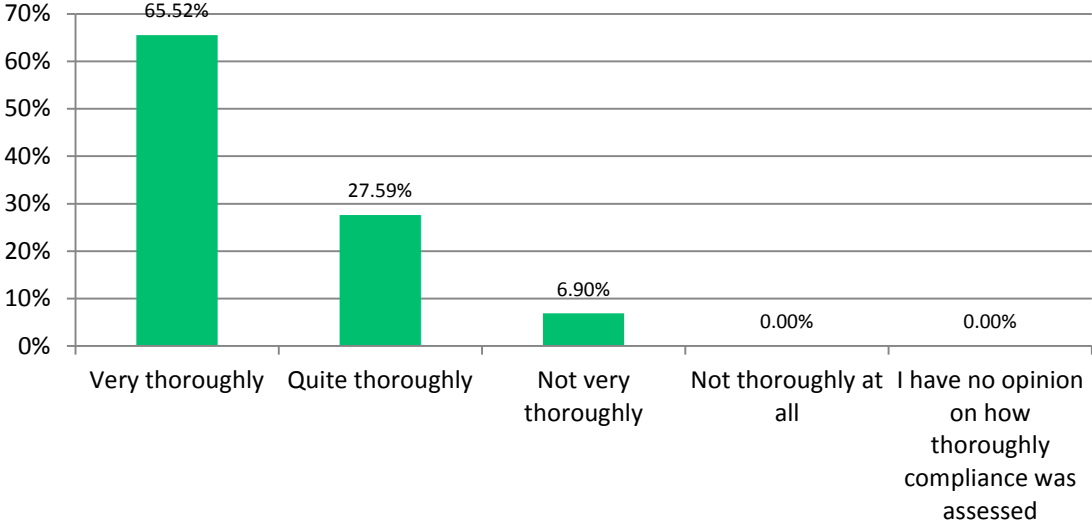


**Survey Results – Effectiveness**

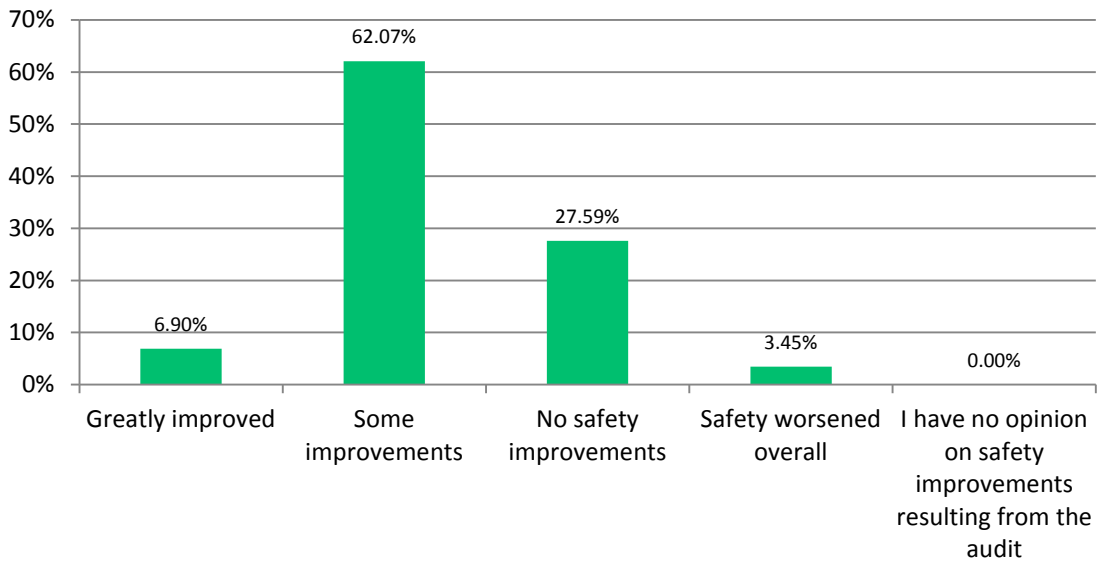
In your opinion to what extent do you believe the scope of the CAA's audit of your operation accurately targeted the main risks your operation actually faced at the time of the audit?



During the audit, how thoroughly do you feel the CAA staff assessed your compliance with the Civil Aviation rules and your exposition (if you have one) in the areas they said they would be looking at?



To what extent do you feel the audit has improved the safety performance of your organisation?



Turning to the aviation sector you operate in (e.g agricultural sector, training sector, etc) to what extent do you feel that CAA audits improve the safety performance of the sector as a whole?

